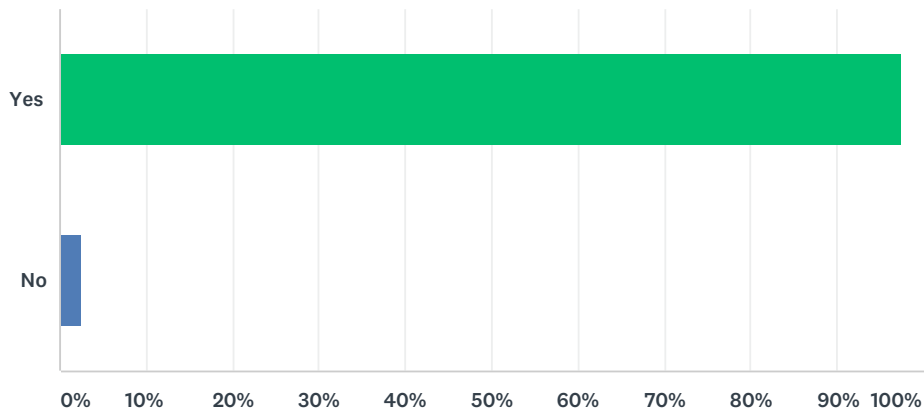


# Q1 Are you aware of the work of Churches Together in Fleet and Crookham (CTFC)

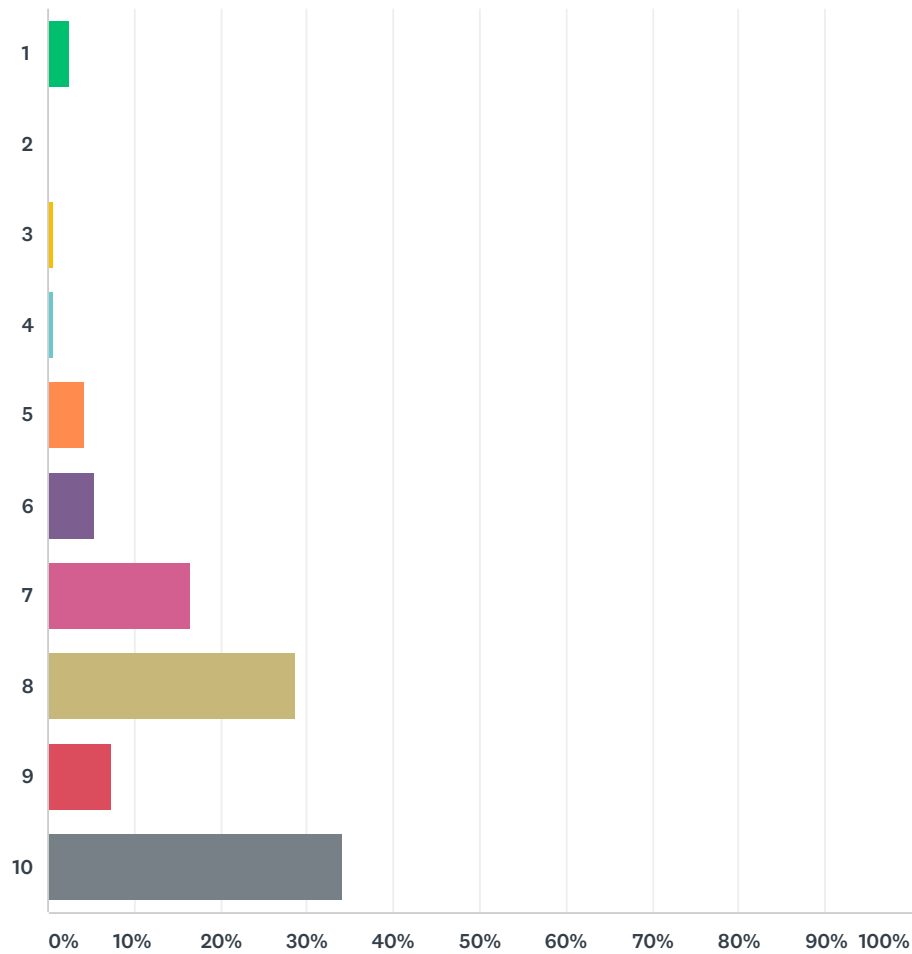
Answered: 164 Skipped: 0



ANSWER CHOICES	RESPONSES	
Yes	97.56%	160
No	2.44%	4
TOTAL		164

## Q2 What value do you place on the work of CTFC? (1 low, 10 high)?

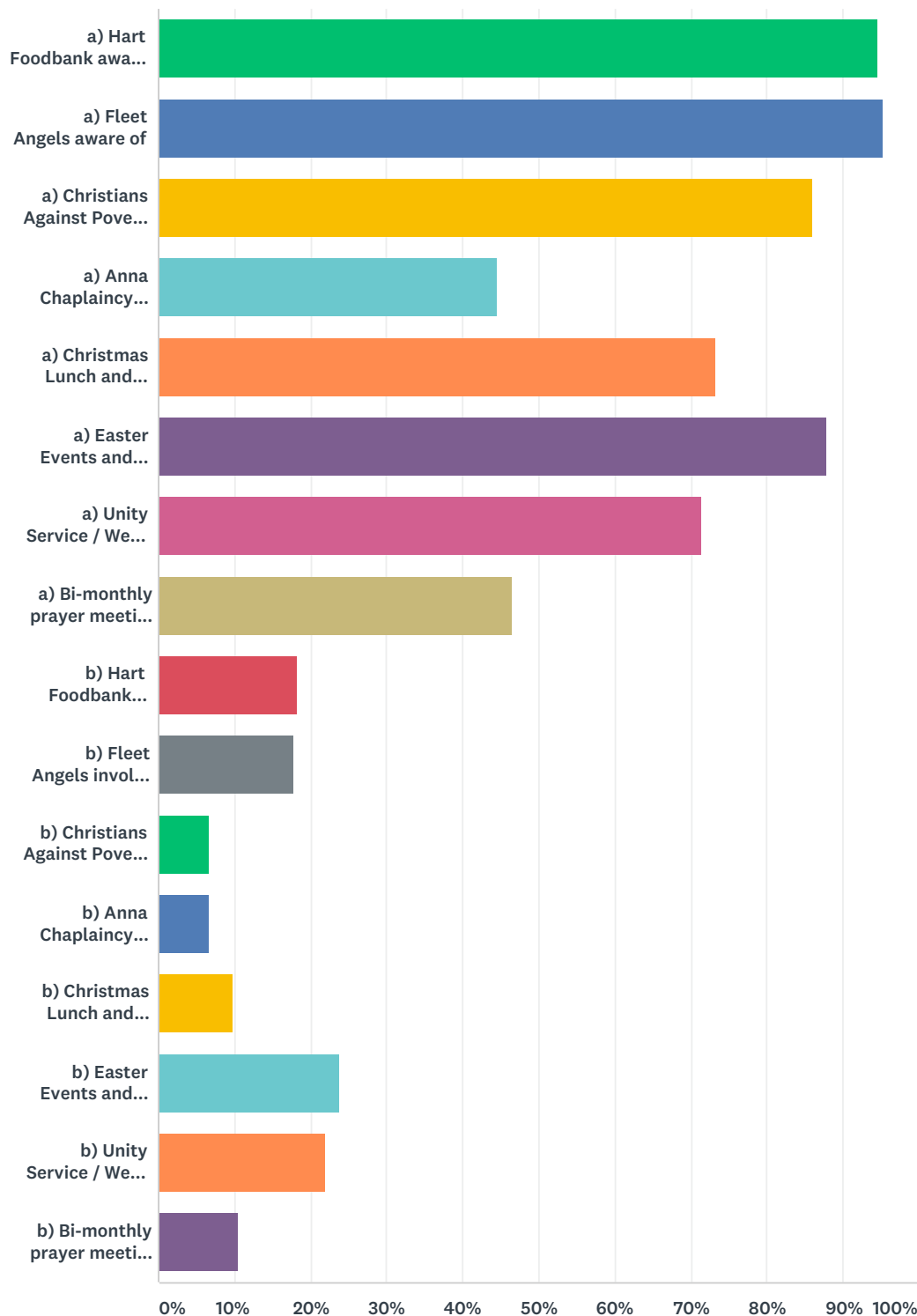
Answered: 164 Skipped: 0



ANSWER CHOICES	RESPONSES	
1	2.44%	4
2	0.00%	0
3	0.61%	1
4	0.61%	1
5	4.27%	7
6	5.49%	9
7	16.46%	27
8	28.66%	47
9	7.32%	12
10	34.15%	56
<b>TOTAL</b>		<b>164</b>

Q3 CTFC runs a number of projects and holds events and meetings throughout the year. N.B. that FACCTS, Livingstones and Christian Aid are not managed directly by CTFC. Please tick those you are (a) aware of and (b) involved in;

Answered: 164 Skipped: 0

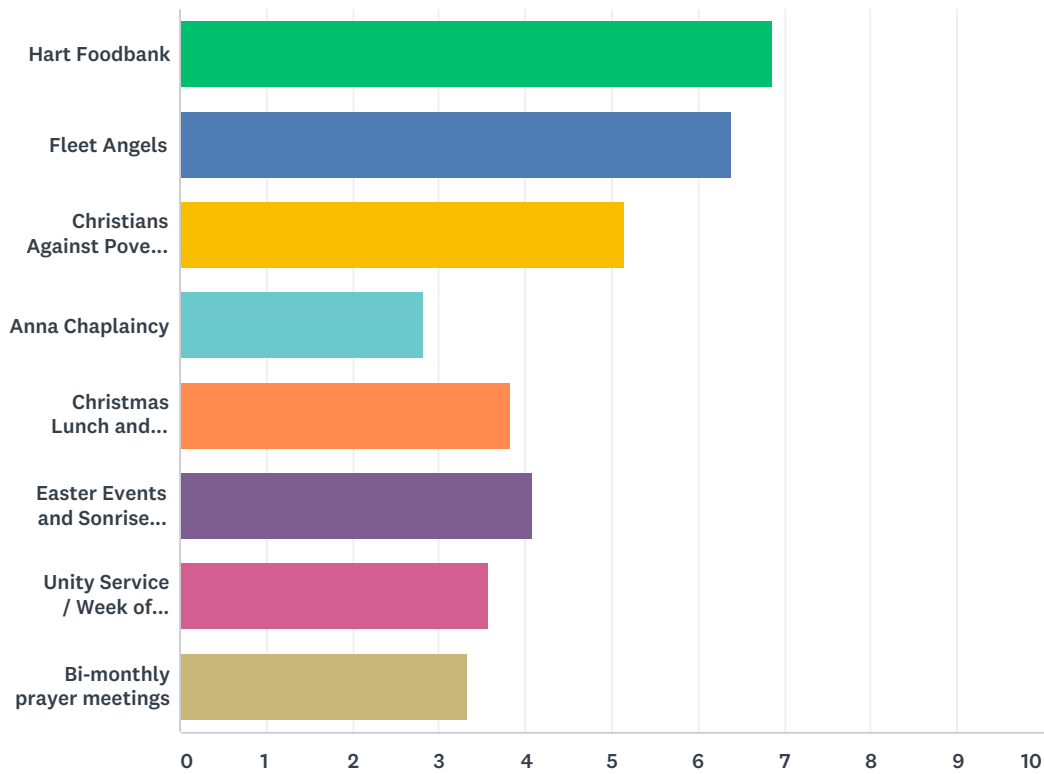


ANSWER CHOICES	RESPONSES
a) Hart Foodbank aware of	94.51% 155

a) Fleet Angels aware of	95.12%	156
a) Christians Against Poverty (CAP) aware of	85.98%	141
a) Anna Chaplaincy aware of	44.51%	73
a) Christmas Lunch and involvement in Fleet Christian Festival aware of	73.17%	120
a) Easter Events and Sonrise Service aware of	87.80%	144
a) Unity Service / Week of Prayer for Christian Unity aware of	71.34%	117
a) Bi-monthly prayer meetings aware of	46.34%	76
b) Hart Foodbank involved in	18.29%	30
b) Fleet Angels involved in	17.68%	29
b) Christians Against Poverty (CAP) involved in	6.71%	11
b) Anna Chaplaincy involved in	6.71%	11
b) Christmas Lunch and involvement in Fleet Christmas Festival involved in	9.76%	16
b) Easter Events and Sonrise Service involved in	23.78%	39
b) Unity Service / Week of Prayer for Christian Unity involved in	21.95%	36
b) Bi-monthly prayer meetings involved in	10.37%	17
Total Respondents: 164		

## Q4 Going forward which activities do you feel are the most important? Please order down from 1 most important.

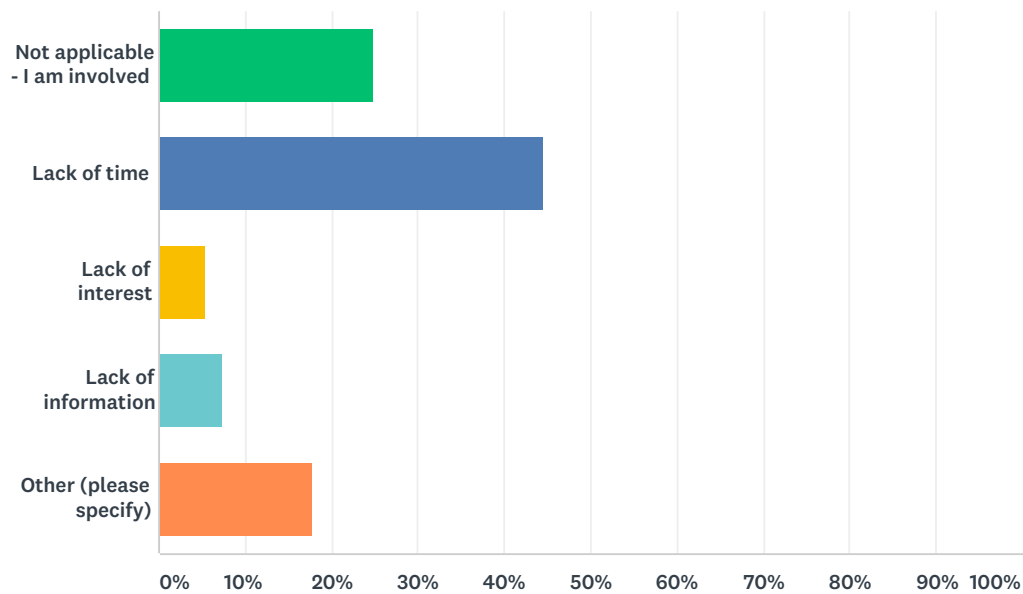
Answered: 164 Skipped: 0



	1	2	3	4	5	6	7	8	TOTAL	SCORE
Hart Foodbank	45.73% 75	29.27% 48	9.76% 16	5.49% 9	4.88% 8	1.83% 3	1.83% 3	1.22% 2	164	6.87
Fleet Angels	23.78% 39	34.15% 56	23.17% 38	9.76% 16	1.83% 3	2.44% 4	2.44% 4	2.44% 4	164	6.39
Christians Against Poverty (CAP)	9.15% 15	17.07% 28	23.78% 39	15.85% 26	12.80% 21	10.37% 17	6.10% 10	4.88% 8	164	5.14
Anna Chaplaincy	0.61% 1	1.83% 3	9.15% 15	12.80% 21	10.37% 17	13.41% 22	11.59% 19	40.24% 66	164	2.82
Christmas Lunch and involvement in Fleet Christmas Festival	0.61% 1	3.66% 6	14.63% 24	17.68% 29	21.34% 35	18.29% 30	10.98% 18	12.80% 21	164	3.82
Easter Events and Sonrise Service	6.71% 11	6.10% 10	9.15% 15	18.29% 30	17.68% 29	15.24% 25	20.73% 34	6.10% 10	164	4.07
Unity Service / Week of Prayer for Christian Unity	6.10% 10	4.27% 7	6.71% 11	11.59% 19	13.41% 22	21.95% 36	25.00% 41	10.98% 18	164	3.57
Bi-monthly prayer meetings	7.32% 12	3.66% 6	3.66% 6	8.54% 14	17.68% 29	16.46% 27	21.34% 35	21.34% 35	164	3.33

### Q5 If you are not involved, what do you think is the leading factor which prevents you from being involved ?

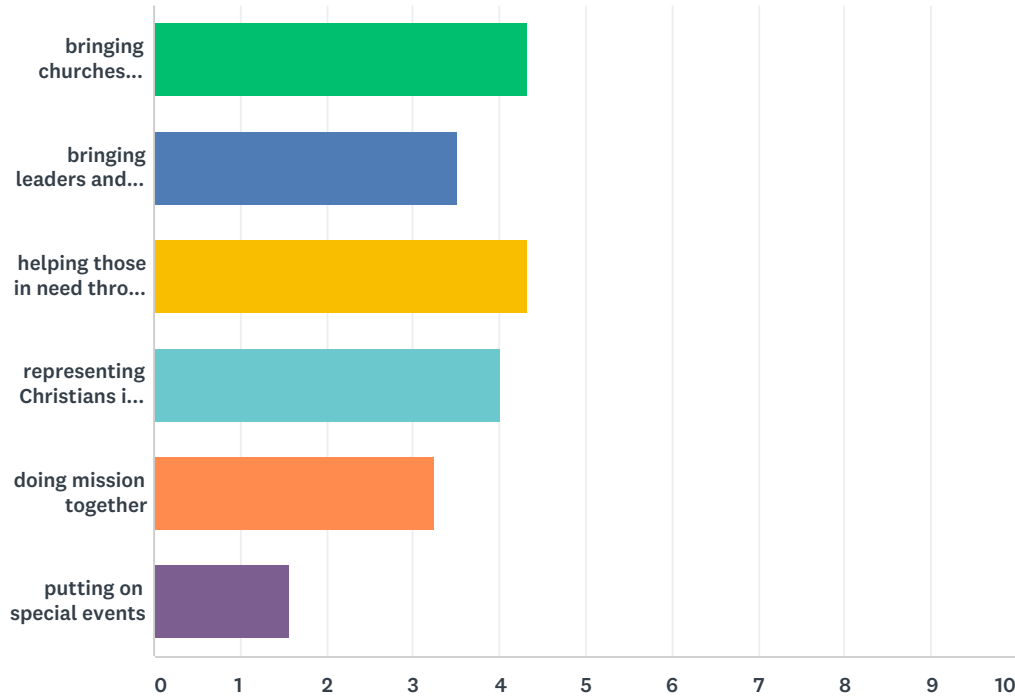
Answered: 164 Skipped: 0



ANSWER CHOICES	RESPONSES	
Not applicable - I am involved	25.00%	41
Lack of time	44.51%	73
Lack of interest	5.49%	9
Lack of information	7.32%	12
Other (please specify)	17.68%	29
<b>TOTAL</b>		<b>164</b>

### Q6 What do you consider the key role of CTFC in our local community? Identify which are the most important with 1 being most important and 6 the least important.

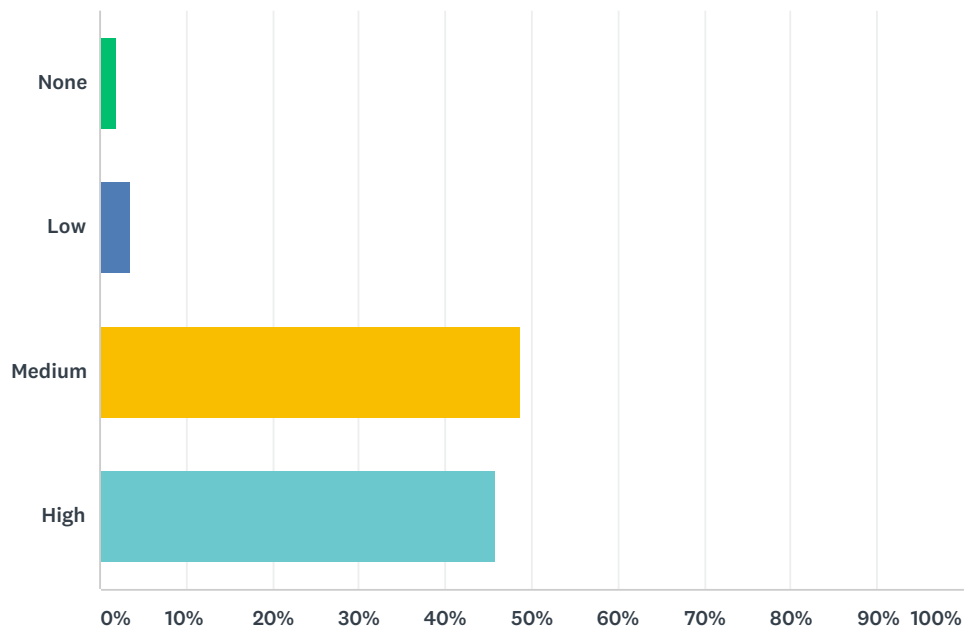
Answered: 164 Skipped: 0



	1	2	3	4	5	6	TOTAL	SCORE
bringing churches together	31.71% 52	21.34% 35	14.02% 23	18.29% 30	10.37% 17	4.27% 7	164	4.33
bringing leaders and ministers together	12.80% 21	18.29% 30	21.34% 35	15.24% 25	19.51% 32	12.80% 21	164	3.51
helping those in need through social action projects	23.17% 38	25.00% 41	25.00% 41	17.07% 28	7.93% 13	1.83% 3	164	4.33
representing Christians in the community	22.56% 37	19.51% 32	20.12% 33	17.68% 29	15.24% 25	4.88% 8	164	4.02
doing mission together	8.54% 14	14.02% 23	14.63% 24	26.83% 44	27.44% 45	8.54% 14	164	3.24
putting on special events	1.22% 2	1.83% 3	4.88% 8	4.88% 8	19.51% 32	67.68% 111	164	1.57

## Q7 What priority, if any, should your church give to CTFC?

Answered: 164 Skipped: 0

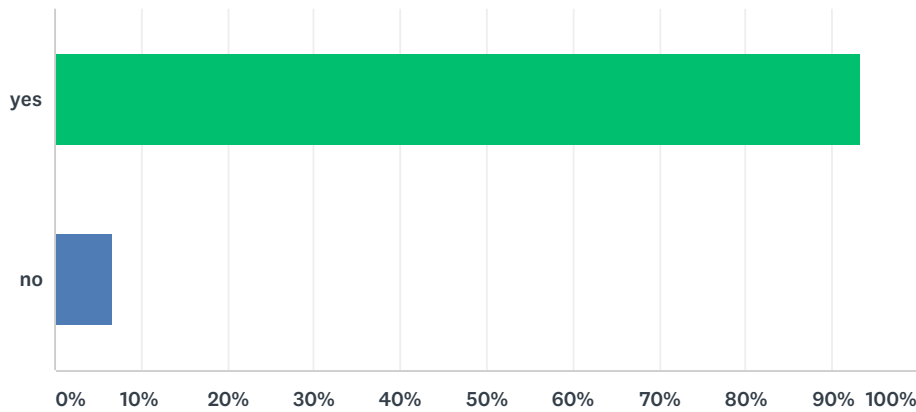


ANSWER CHOICES	RESPONSES	
None	1.83%	3
Low	3.66%	6
Medium	48.78%	80
High	45.73%	75
<b>TOTAL</b>		<b>164</b>



### Q8 If CTFC did not exist, would it be necessary to invent it?

Answered: 164 Skipped: 0



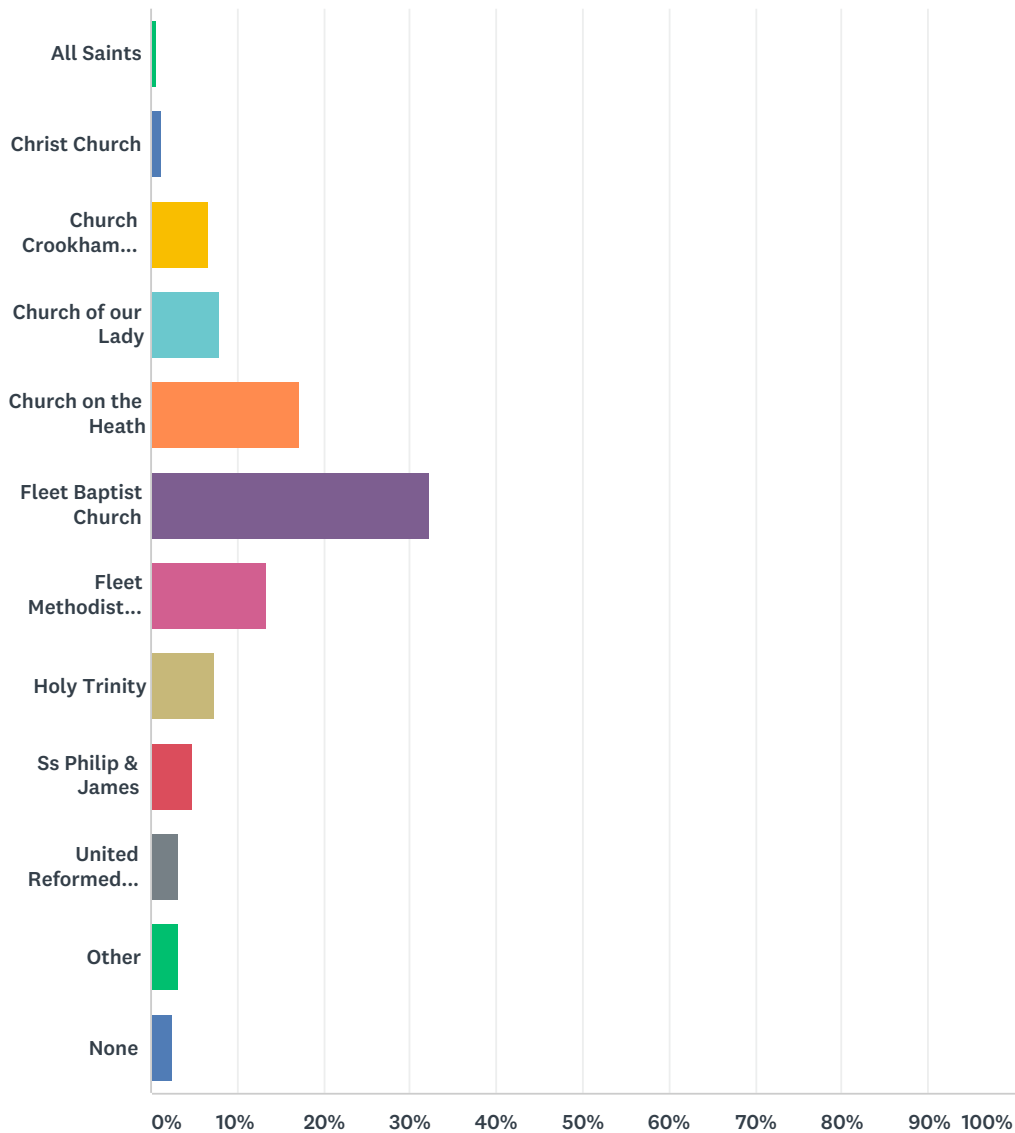
ANSWER CHOICES	RESPONSES	
yes	93.29%	153
no	6.71%	11
TOTAL		164

## Q9 Have you any other comments or observations about CTFC?

Answered: 164 Skipped: 0

## Q10 Which church do you belong to?

Answered: 164 Skipped: 0

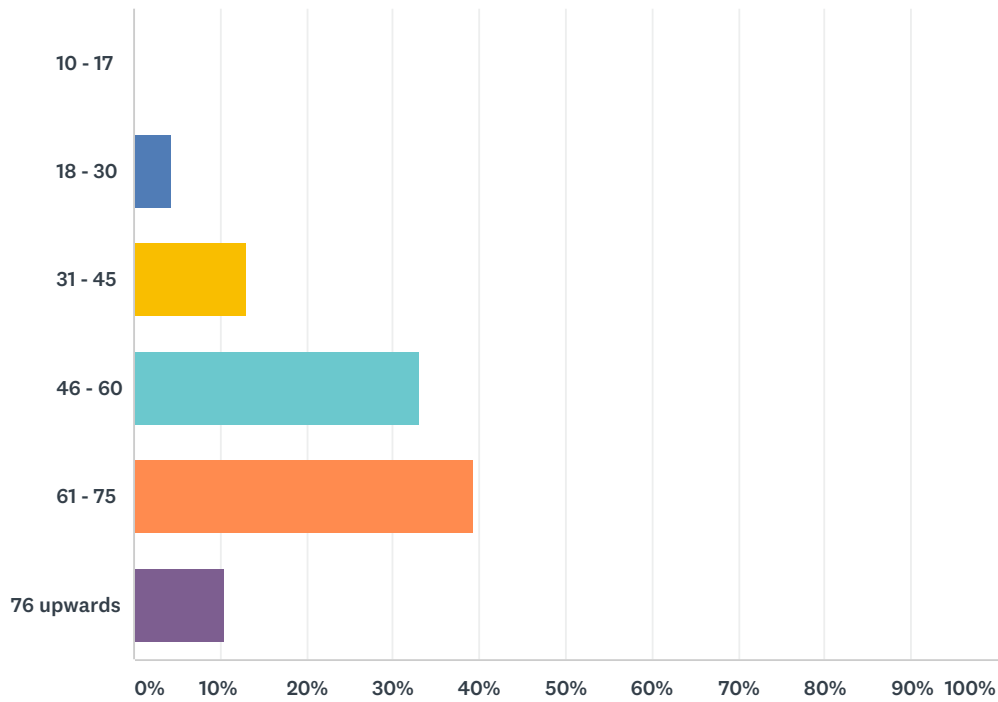


ANSWER CHOICES	RESPONSES
All Saints	0.61% 1
Christ Church	1.22% 2
Church Crookham Baptist Church	6.71% 11
Church of our Lady	7.93% 13
Church on the Heath	17.07% 28
Fleet Baptist Church	32.32% 53
Fleet Methodist Church	13.41% 22
Holy Trinity	7.32% 12
Ss Philip & James	4.88% 8
United Reformed Church, Fleet	3.05% 5

Other	3.05%	5
None	2.44%	4
TOTAL		164

### Q11 In which age range do you fall?

Answered: 163 Skipped: 1



ANSWER CHOICES	RESPONSES	
10 - 17	0.00%	0
18 - 30	4.29%	7
31 - 45	12.88%	21
46 - 60	33.13%	54
61 - 75	39.26%	64
76 upwards	10.43%	17
<b>TOTAL</b>		<b>163</b>

## Q12 If you are willing to be contacted to be contacted to discuss your views further, please let us know your name and email address.

Answered: 41 Skipped: 123

ANSWER CHOICES	RESPONSES	
Name	100.00%	41
Email address	97.56%	40